

ToLEDo T8 Superia V3

ToLEDo SUPERIA T8 V3 5FT 4050LM 27W 840

0027107

Product features

- Sylvania introduces a new range of high performance ToLEDo T8 LED tubes with best-in-class performance and reminiscent look of fluorescent tubes. ToLEDo T8 Superia V3 shares same glass tube construction design as traditional fluorescent T8 tubes and benefits from omni-directional 320-degree uniform light distribution. ToLEDo T8 Superia V3 range comes with best-in-class lumen package and efficacy and reaches up to 4050lm and A++ rating with 150 lm/W, helping to dramatically reduce energy consumption and achieve quick payback on investment. Additionally, it has an impressive 200,000 switching cycles combined with 50,000 hours lifespan. Suitable for general illumination in offices, supermarkets, department stores, train stations, petrol stations, parking lots and maintenance free applications. ToLEDo T8 Superia V3 and ToLEDo T8 V3 are compatible with electromagnetic gears and also suitable for direct mains operation.

PRODUCT OVERVIEW

Lamp finish	Frosted
Lamp shape	LED Tubes T8
Colour temperature (K)	4000
CRI (Ra)	80
Dimmable	No
EAN code	5410288271071
Energy class	A++
Cap/Base	G13
Beam angle(°)	220°
Type	ToLEDo T8 Superia V3
Watt (Nominal) (W)	27
Light colour	Cool White
Ordering number	27107
Efficacy (Rated) (lm/w)	150
Average life (h) - L70/B50	50000
Luminous flux (Rated) (lm)	4050
Technology	LED
Voltage (V)	220-240
Colour consistency (SDCM)	6

DATA TABLE

General data

Average life (h) at Ta 25° C	50000
Control gear required	No
Lamp finish	Frosted
Lamp shape	LED Tubes T8

ToLEDo T8 Superia V3

ToLEDo SUPERIA T8 V3 5FT 4050LM 27W 840

0027107

Dimmable	No
Dry applications use only	Yes
EAN code	5410288271071
Energy class	A++
Energy saving lamp	Yes
General application	Hospitality; Logistics & Industry; Residential & Consumer
Intended purpose	No
Cap/Base	G13
Lamp mercury content (mg)	0
Type	ToLEDo T8 Superia V3
No. of switching cycles before premature failure (min)	200000
Optimal operating condition (°C)	25
Ordering number	27107
Range features	<p>ToLEDo T8 LED tubes with best-in-class performance and reminiscent look of fluorescent tubes.</p> <p>Omni-directional 320° uniform light distribution thanks to glass tube construction design, same as traditional florescent T8 tubes.</p> <p>Best-in-class lumen package - 4050 lm/W.</p> <p>Best-in-class lumen efficacy - 150 lm/W.</p> <p>Energy rating - A++.</p> <p>Switching cycles - 200,000.</p> <p>Average life 50,000 hours lifespan (L70 F50).</p> <p>Wide beam angle - 220°.</p> <p>High power factor - 0.95.</p> <p>Suitable for general illumination in offices, supermarkets, department stores, train stations, petrol stations, parking lots and maintenance free applications.</p> <p>Suitable for operation with electromagnetic gears and direct mains operation (220-240V).</p>
Product name	ToLEDo SUPERIA T8 V3 5FT 4050LM 27W 840
Average life (h) - L70/B50	50000
Special purpose lamp	No
Starting time (max) (s)	0.05
Technology	LED
Transformer required	No
Warm-up time to 60% of full light (max) (s)	< 1s => 60%
E-number SE	8292491
E-number FI	4740527

ToLEDo T8 Superia V3

ToLEDo SUPERIA T8 V3 5FT 4050LM 27W 840

0027107

Product features

Sylvania introduces a new range of high performance ToLEDo T8 LED tubes with best-in-class performance and reminiscent look of fluorescent tubes. ToLEDo T8 Superia V3 shares same glass tube construction design as traditional fluorescent T8 tubes and benefits from omni-directional 320-degree uniform light distribution. ToLEDo T8 Superia V3 range comes with best-in-class lumen package and efficacy and reaches up to 4050lm and A++ rating with 150 lm/W, helping to dramatically reduce energy consumption and achieve quick payback on investment. Additionally, it has an impressive 200,000 switching cycles combined with 50,000 hours lifespan. Suitable for general illumination in offices, supermarkets, department stores, train stations, petrol stations, parking lots and maintenance free applications. ToLEDo T8 Superia V3 and ToLEDo T8 V3 are compatible with electromagnetic gears and also suitable for direct mains operation.

Optical data

Chromaticity coordinate X	0.382
Chromaticity coordinate Y	0.38
Colour temperature (K)	4000
CRI (Ra)	80
Beam angle(°)	220°
Light colour	Cool White
Lumen maintenance at end of nominal life (%)	70
Luminous flux (Nominal) (lm)	4050
Luminous flux (Rated) (lm)	4050
Suitable for accent lighting	No
Colour consistency (SDCM)	6

Electrical data

Drive current (mA)	120
kWh per 1000 hours burning time	27
Lamp power factor	0.95
Watt (Nominal) (W)	27
Efficacy (Rated) (lm/w)	150
Watt (Rated) (W)	27
Voltage (V)	220-240

Physical data

Max. Lamp Diameter (mm) - D	28
Lamp Length (mm) - C/L	1500
Length base to base (mm) - A	1198
Length base to pin Min-Max - B	1212

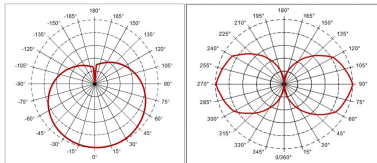
ToLEDo T8 Superia V3

ToLEDo SUPERIA T8 V3 5FT 4050LM 27W 840

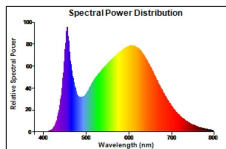
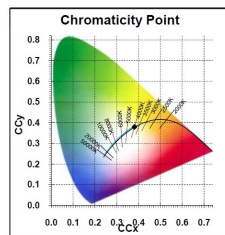
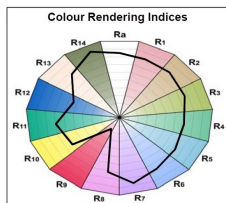
0027107

Lamp dimension equal to filament lamp equivalent	Yes
Adjustable chromaticity	No

PHOTOMETRY



TECHNICAL DRAWINGS



ToLEDo T8 Superia V3

ToLEDo SUPERIA T8 V3 5FT 4050LM 27W 840

0027107

