

## ToLEDo T8 Superia V3

ToLEDo SUPERIA T8 V3 5FT 4050LM 27W 865

0027108

### Product features

- Sylvania introduces a new range of high performance ToLEDo T8 LED tubes with best-in-class performance and reminiscent look of fluorescent tubes. ToLEDo T8 Superia V3 shares same glass tube construction design as traditional fluorescent T8 tubes and benefits from omni-directional 320-degree uniform light distribution. ToLEDo T8 Superia V3 range comes with best-in-class lumen package and efficacy and reaches up to 4050lm and A++ rating with 150 lm/W, helping to dramatically reduce energy consumption and achieve quick payback on investment. Additionally, it has an impressive 200,000 switching cycles combined with 50,000 hours lifespan. Suitable for general illumination in offices, supermarkets, department stores, train stations, petrol stations, parking lots and maintenance free applications. ToLEDo T8 Superia V3 and ToLEDo T8 V3 are compatible with electromagnetic gears and also suitable for direct mains operation.

## PRODUCT OVERVIEW

Lamp finish	Frosted
Lamp shape	LED Tubes T8
Colour temperature (K)	6500
CRI (Ra)	80
Dimmable	No
EAN code	5410288271088
Energy class	A++
Cap/Base	G13
Beam angle(°)	220°
Type	ToLEDo T8 Superia V3
Watt (Nominal) (W)	27
Light colour	Daylight
Ordering number	27108
Efficacy (Rated) (lm/w)	150
Average life (h) - L70/B50	50000
Luminous flux (Rated) (lm)	4050
Technology	LED
Voltage (V)	220-240
Colour consistency (SDCM)	6

## DATA TABLE

### General data

Average life (h) at Ta 25° C	50000
Control gear required	No
Lamp finish	Frosted
Lamp shape	LED Tubes T8

## ToLEDo T8 Superia V3

ToLEDo SUPERIA T8 V3 5FT 4050LM 27W 865

**0027108**

<b>Dimmable</b>	No
<b>Dry applications use only</b>	Yes
<b>EAN code</b>	5410288271088
<b>Energy class</b>	A++
<b>Energy saving lamp</b>	Yes
<b>General application</b>	Hospitality; Logistics & Industry; Residential & Consumer
<b>Intended purpose</b>	No
<b>Cap/Base</b>	G13
<b>Lamp mercury content (mg)</b>	0
<b>Type</b>	ToLEDo T8 Superia V3
<b>No. of switching cycles before premature failure (min)</b>	200000
<b>Optimal operating condition (°C)</b>	25
<b>Ordering number</b>	27108
<b>Range features</b>	<p>ToLEDo T8 LED tubes with best-in-class performance and reminiscent look of fluorescent tubes.</p> <p>Omni-directional 320° uniform light distribution thanks to glass tube construction design, same as traditional florescent T8 tubes.</p> <p>Best-in-class lumen package - 4050 lm/W.</p> <p>Best-in-class lumen efficacy - 150 lm/W.</p> <p>Energy rating - A++.</p> <p>Switching cycles - 200,000.</p> <p>Average life 50,000 hours lifespan (L70 F50).</p> <p>Wide beam angle - 220°.</p> <p>High power factor - 0.95.</p> <p>Suitable for general illumination in offices, supermarkets, department stores, train stations, petrol stations, parking lots and maintenance free applications.</p> <p>Suitable for operation with electromagnetic gears and direct mains operation (220-240V).</p>
<b>Product name</b>	ToLEDo SUPERIA T8 V3 5FT 4050LM 27W 865
<b>Average life (h) - L70/B50</b>	50000
<b>Special purpose lamp</b>	No
<b>Starting time (max) (s)</b>	0.05
<b>Technology</b>	LED
<b>Transformer required</b>	No
<b>Warm-up time to 60% of full light (max) (s)</b>	< 1s => 60%
<b>E-number FI</b>	4740528

## ToLEDo T8 Superia V3

ToLEDo SUPERIA T8 V3 5FT 4050LM 27W 865

0027108

<b>Product features</b>	<p>Sylvania introduces a new range of high performance ToLEDo T8 LED tubes with best-in-class performance and reminiscent look of fluorescent tubes. ToLEDo T8 Superia V3 shares same glass tube construction design as traditional florescent T8 tubes and benefits from omni-directional 320-degree uniform light distribution. ToLEDo T8 Superia V3 range comes with best-in-class lumen package and efficacy and reaches up to 4050lm and A++ rating with 150 lm/W, helping to dramatically reduce energy consumption and achieve quick payback on investment. Additionally, it has an impressive 200,000 switching cycles combined with 50,000 hours lifespan. Suitable for general illumination in offices, supermarkets, department stores, train stations, petrol stations, parking lots and maintenance free applications. ToLEDo T8 Superia V3 and ToLEDo T8 V3 are compatible with electromagnetic gears and also suitable for direct mains operation.</p>
-------------------------	---

### Optical data

<b>Chromaticity coordinate X</b>	0.312
<b>Chromaticity coordinate Y</b>	0.328
<b>Colour temperature (K)</b>	6500
<b>CRI (Ra)</b>	80
<b>Beam angle(°)</b>	220°
<b>Light colour</b>	Daylight
<b>Lumen maintenance at end of nominal life (%)</b>	70
<b>Luminous flux (Nominal) (lm)</b>	4050
<b>Luminous flux (Rated) (lm)</b>	4050
<b>Suitable for accent lighting</b>	No
<b>Colour consistency (SDCM)</b>	6

### Electrical data

<b>Drive current (mA)</b>	120
<b>kWh per 1000 hours burning time</b>	27
<b>Lamp power factor</b>	0.95
<b>Watt (Nominal) (W)</b>	27
<b>Efficacy (Rated) (lm/w)</b>	150
<b>Watt (Rated) (W)</b>	27
<b>Voltage (V)</b>	220-240

### Physical data

<b>Max. Lamp Diameter (mm) - D</b>	28
<b>Lamp Length (mm) - C/L</b>	1500
<b>Length base to base (mm) - A</b>	1499
<b>Length base to pin Min-Max - B</b>	1513

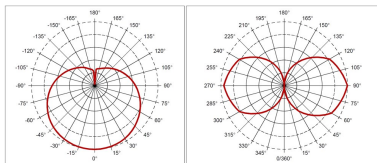
## ToLEDo T8 Superia V3

ToLEDo SUPERIA T8 V3 5FT 4050LM 27W 865

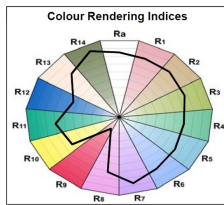
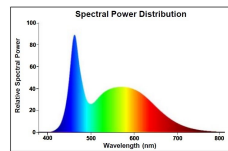
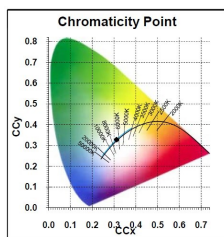
**0027108**

Lamp dimension equal to filament lamp equivalent	Yes
Adjustable chromaticity	No

### PHOTOMETRY



### TECHNICAL DRAWINGS



## ToLEDo T8 Superia V3

ToLEDo SUPERIA T8 V3 5FT 4050LM 27W 865

**0027108**

